



Ashoka India Equity Investment Trust PLC

Morningstar Rating™

www.ashokaindiaequity.com

**Investment Objective**

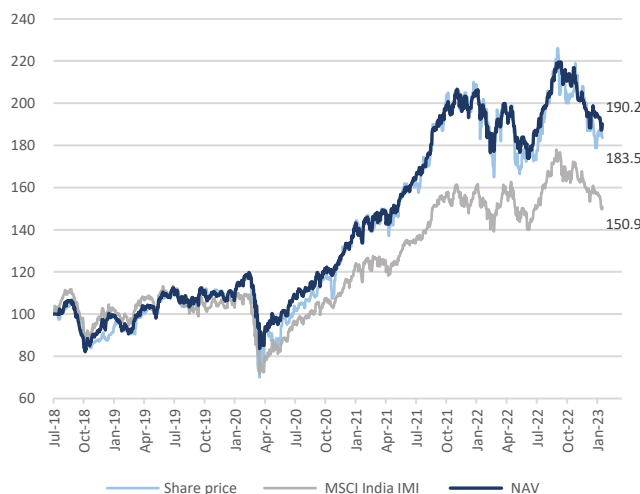
To achieve long-term capital appreciation, mainly through investment in securities listed in India and listed securities of companies with a significant presence in India.

Company (Ashoka India Equity Investment Trust PLC) Facts

Ticker:	AIE
ISIN:	GB00BF50VS41
Reference Benchmark:	MSCI India IMI ¹
NAV:	186.36p
Share price:	183.50p
(Discount)/Premium:	-1.5%
Number of investments:	87
Total net assets:	£209.93 million
Active share:	75.5%
Launch date:	6 July, 2018
On-going charges ratio ⁶ :	0.32% p.a.
Gearing:	0%
Discount control:	Annual redemption facility at or close to NAV
Investment Manager:	Acorn Asset Management Ltd
Investment Advisor:	White Oak Capital Partners Pte. Ltd. (Singapore)
Firmwide AUM ⁴ :	£4.73 billion

Fees and Charges

Management Fees:	0%
Performance Fees:	30% of outperformance (capped)

Performance since launch (GBP)²

Source: Bloomberg, Factset; Past performance does not predict future returns.

Performance since launch ²	Jan 2023	January				2022	2021	2020	2019	Since 31-Jul-2018 ³	Since IPO*	Annualised since IPO
		2022-2023	2021-2022	2020-2021	2019-2020							
AIE NAV (£)	-2.8%	-3.3%	47.1%	17.4%	22.0%	-3.7%	48.6%	26.0%	8.8%	87.7%	90.2%	15.1%
MSCI India IMI	-4.6%	-1.7%	33.3%	9.6%	7.7%	2.1%	31.7%	12.6%	1.3%	40.4%	50.9%	9.4%
NAV Outperformance (bps)	+185	-159	+1385	+781	+1430	-578	+1688	+1333	+744	+4725	+3929	+567
Share Price	-4.4%	-6.9%	44.6%	18.5%	25.0%	-6.3%	49.6%	26.3%	18.9%	81.8%	83.5%	14.2%
Currency (INR/GBP)	-1.1%	-0.3%	-0.6%	-6.4%	-0.5%	0.6%	-0.5%	-6.4%	-5.3%	-10.7%	-9.7%	-2.2%

Source : Bloomberg, Factset. Note: Past performance does not predict future returns. *Since IPO: 06 July 2018 - 31 January 2023

Top 10 holdings (as at January 31, 2023)	GICS Sector	% of AUM
1. ICICI Bank	Financials	6.3
2. Infosys	Information Technology	5.1
3. Cholamandalam Investment and Finance	Financials	3.3
4. Kaynes Technology India	Information Technology	2.9
5. Titan	Consumer Discretionary	2.9
6. Maruti Suzuki India	Consumer Discretionary	2.8
7. Persistent Systems	Information Technology	2.7
8. HDFC Bank	Financials	2.6
9. Ambuja Cements	Materials	2.4
10. Nestle India	Consumer Staples	2.4
Total		33.4%

Allocations shown above are as of the date indicated and may not be representative of future investments. They may not represent all of the portfolio's investments. Future investments may or may not be profitable.



Source and Copyright: Citywire
Prashant Khemka is AA rated by Citywire based on the three year risk-adjusted performance across all funds he is managing to 31st December 2022



There is no guarantee that similar awards will be obtained by White Oak with respect to existing or future funds or transactions. For more about the awards, please see the last page.



Ashoka India Equity Investment Trust PLC

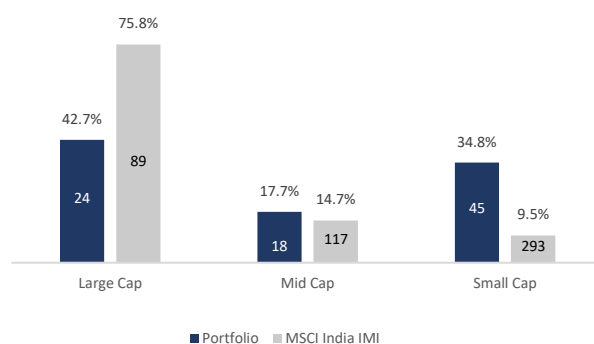
January 2023: Key Contributors and Detractors

Key Contributors	Ending Weight (%)	Total Return (%)	Contribution to Returns (bps)
Persistent Systems	2.7	+20.2	+44
Data Patterns	1.1	+25.4	+22
Coforge	2.3	+11.2	+19
Maruti Suzuki India	2.8	+4.5	+12
Grindwell Norton	1.8	+10.5	+12

Key Detractors	Ending Weight (%)	Total Return (%)	Contribution to Returns (bps)
Ambuja Cements	2.4	-24.5	-85
ICICI Bank	6.3	-7.9	-52
Asian Paints	1.6	-12.9	-29
Titan Company	2.9	-9.7	-29
Bajaj Finserv	1.7	-14.4	-28

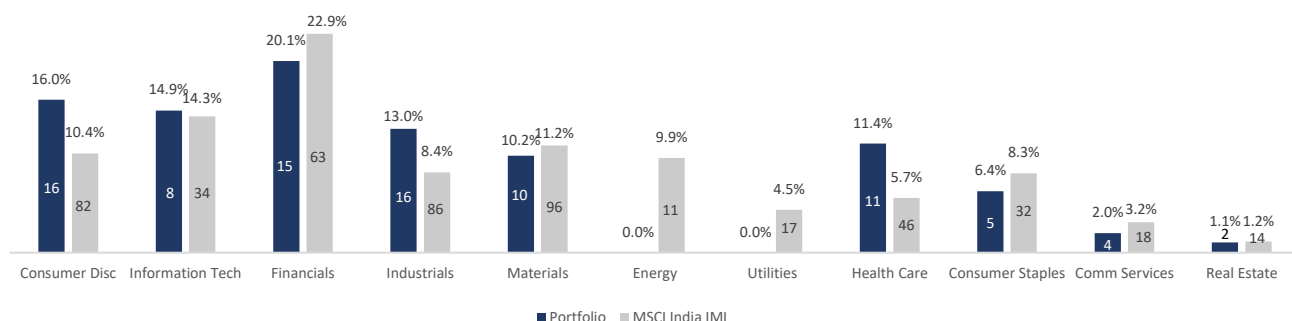
Source: Factset. Past performance does not predict future returns

Market Cap Composition



Source: Bloomberg, White Oak. Classification as per Securities and Exchange Board of India (SEBI) guidelines. The numbers inside the bars denote the number of companies in each classification. Allocations shown above are as of the date indicated and may not be representative of future investments. They may not represent all of the portfolio's investments. Future investments may or may not be profitable.

Sector Composition



Source: Bloomberg, White Oak. Classification as per GICS. The numbers inside the bars denote the number of companies in each classification. Allocations shown above are as of the date indicated and may not be representative of future investments. They may not represent all of the portfolio's investments. Future investments may or may not be profitable.

Market Review

In Jan 2023, MSCI India IMI index was down 4.6%, underperforming other global indices. US equities (S&P 500), MSCI World and MSCI EM were up 4.3%, 5.1% and 5.9%, respectively.

Foreign Institutional investors (FIIs) were net sellers to the tune of US\$3.0bn, while net buying by domestic institutional investors (DIIs) was US\$4.1bn. For the month, the Rupee appreciated 1.3% vs the USD, while the 10-year G-Sec yields were steady at 7.34%. Commodities were mixed, with Brent down 1.6% and S&P GSCI Industrial Metals Index up 8.7%, in USD terms.

For the month, Information Technology, Consumer Discretionary and Consumer Staples outperformed, while Utilities, Energy and Communication Services underperformed. State-owned enterprises (SOEs) have outperformed their private peers, and large caps have underperformed mid and small caps this month.

Performance Review

The Fund was down 2.8% in Jan 2023, outperforming the benchmark by 185bps. The key contributors include Persistent Systems (+20.2%), Data Patterns (+25.4%), and Coforge (+11.2%), whereas Ambuja Cements (-24.5%), Bajaj Finserv (-14.4%), and Asian Paints (-12.9%) were the key detractors.



Ashoka India Equity Investment Trust PLC

¹The Company does not follow this or any other benchmark, it is given for illustrative purposes and for calculation of the performance fee only.

² Past performance cannot be relied upon as a guide to future performance.

³ The proceeds raised from the IPO got substantially invested at the end of July 2018.

⁴ Refers to aggregate assets under management or investment advisory for White Oak Group

⁵ The beginning NAV of 98 has been rebased to 100 for comparison with the benchmark and share price.

⁶ On-going charges ratio calculated on a 6-month moving average of net assets.

Important Information

This document has been issued for information purposes only. It does not contain any advice, investment recommendations or any offer, invitation or inducement to invest in the Company. Investors should seek advice from an authorised financial adviser prior to making investment decisions.

Capital may be at risk as the value of investments may go down as well as up and is not guaranteed; therefore investors may not get back the amount originally invested. Past performance is not a guide to future performance, nor a reliable indicator of future results or performance.

The cost of investment may increase or decrease as a result of currency and exchange rate fluctuations. Currency fluctuations will also affect the value of an investment. Investments in shares of smaller companies are generally considered to carry a higher degree of risk as the market for their shares may be less liquid than that for shares of larger companies, making shares of smaller companies more difficult to buy and sell.

The performance of shares of smaller companies may be more volatile than the shares of larger companies over short time periods; therefore investors should regard such investments as long term. There can be no guarantee that the investment objective of the Company will be achieved or provide the returns sought by the Company.

An investment in the Company is only suitable for investors who are capable of evaluating the merits and risks of such an investment and who have sufficient resources to be able to bear any losses which may arise from such an investment (which may be equal to the whole amount invested). Such an investment should be regarded as long term in nature and complementary to existing investments in a range of other financial assets and should not form a major part of an investment portfolio.

The Company is a public limited company and an investment trust, the shares of which are traded on the premium segment of the main market of the London Stock Exchange. Accordingly, the ability of shareholders to sell their shares will be dependent on the market price of the shares. The shares may trade at a discount or premium to their net asset value. The Company may borrow money in order to make further investments. This is known as gearing. The effect of gearing can enhance returns to shareholders in rising markets but will have the opposite effect on returns in falling markets.

Economic and market forecasts presented herein reflect a series of assumptions and judgments as of the date of this presentation and are subject to change without notice. Emerging markets securities may be less liquid and more volatile and are subject to a number of additional risks, including but not limited to currency fluctuations and political instability.

None of White Oak Capital Partners Pte. Ltd., White Oak Capital Management Consultants LLP, Acorn Asset Management Ltd or the Company, nor any of their respective directors, partners, employees, agents or representatives, shall be liable for any damages whether direct or indirect, incidental, special or consequential including lost capital, lost revenue or lost profits that may arise from or in connection with the use of this information.

Views and opinions expressed are for informational purposes only and do not constitute a recommendation by White Oak to buy, sell, or hold any security. Views and opinions are current as of the date of this page and may be subject to change, they should not be construed as investment advice.

This is an actively managed portfolio that is not designed to track its reference benchmark. Therefore, the performance of the portfolio and the performance of its reference benchmark may diverge. In addition, stated reference benchmark returns do not reflect any management or other charges to the portfolio, whereas stated returns of the portfolio do.

References to indices, benchmarks or other measures of relative market performance over a specified period of time are provided for your information only and do not imply that the portfolio will achieve similar results. The index composition may not reflect the manner in which the Company's portfolio is constructed.

Any award/s referred to in this document may not be representative of a particular investor's experience or the future performance of the Company or any other White Oak funds.

In the United Kingdom this material is a financial promotion and has been issued by White Oak Capital Management (UK) Ltd regulated by the Financial Conduct Authority.

More about:

Investment Week's Investment Company of the Year Single Country award 2022: [Link](#)

Citywire Investment Trust Insider Emerging Market Single Country award 2022: The Citywire awards go to investment companies and trusts whose fund managers achieve the best underlying, risk-adjusted returns in their category in the three years to 31 August ([Citywire Investment Trust Awards 2022: The Winners! - Citywire](#)). There is no guarantee that similar awards will be obtained by WO with respect to existing or future funds or transactions.

Disclosure related to Morningstar rating:

© 2023 Morningstar. All Rights Reserved. The information contained herein: (1) is proprietary to Morningstar and/or its content providers; (2) may not be copied or distributed; and (3) is not warranted to be accurate, complete or timely. Neither Morningstar nor its content providers are responsible for any damages or losses arising from any use of this information. Past performance is no guarantee of future results. For more detailed information about the Morningstar Rating, including its methodology, please go to:

https://s21.q4cdn.com/198919461/files/doc_downloads/othr_disclosure_materials/MorningstarRatingforFunds.pdf